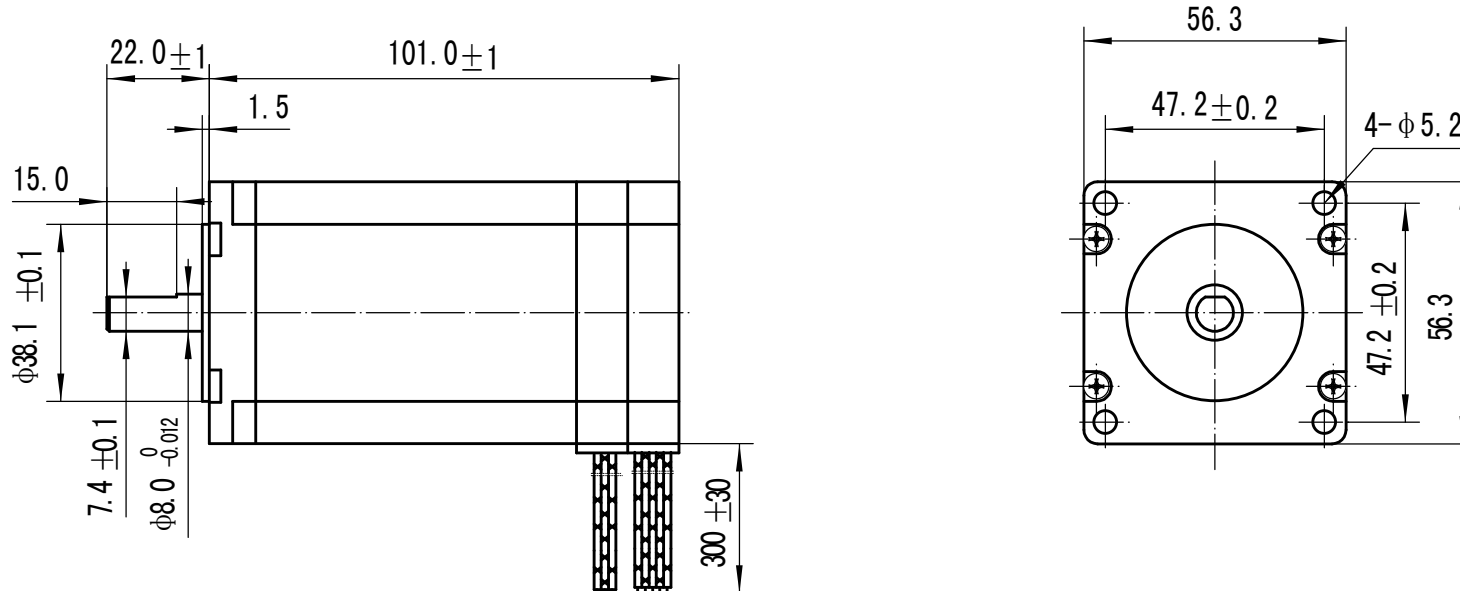


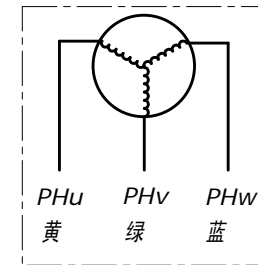
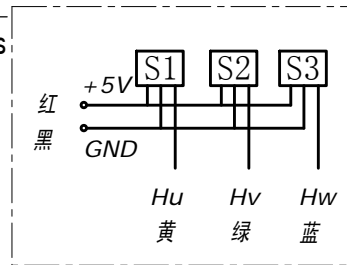
# DIMENSIONS



3\*UL1015 AWG20#  
motor cables

5\*UL1007 AWG26#  
hall sensor cables

Connection diagram:



Hall sensor cable  
Note: hall sensor power supply voltage +5 to +20 VDC

Wiring cable

ROTATION: CW SEE FROM SHAFT END

MANUFACTURE MODEL	57BLF03
PHASE	3
PH-PH RESISTANCE	0.24±10% OHMS
NOMINAL VOLTAGE	24 VDC
NO LOAD SPEED	4000±10% RPM
RATED TORQUE	0.6 N.m
RATED SPEED	3000±10% RPM
RATED OUTPUT POWER	188 W
BACK EMF CONSTANT	6.3 V/kRPM
TORQUE CONSTANT	0.066 N.m/A

+5V	RED	红	26 AWG UL1007
HALL U	YELLOW	黄	
HALL V	GREEN	绿	
HALL W	BLUE	蓝	
GND	BLACK	黑	20 AWG UL1015
PHASE U	YELLOW	黄	
PHASE V	GREEN	绿	
PHASE W	BLUE	蓝	

旧底图号	
底图总号	
日期	签名

		57BLF03		常州安科特电机有限公司 www.act-motor.com.cn	
更改标记	更改单号	签名	日期	等级标记	重量
设计	Luther	2014.6.9		A	1 : 1
审核				1	共 张
工艺				技术规格书	
标准化				幅面: 3#	
批准					