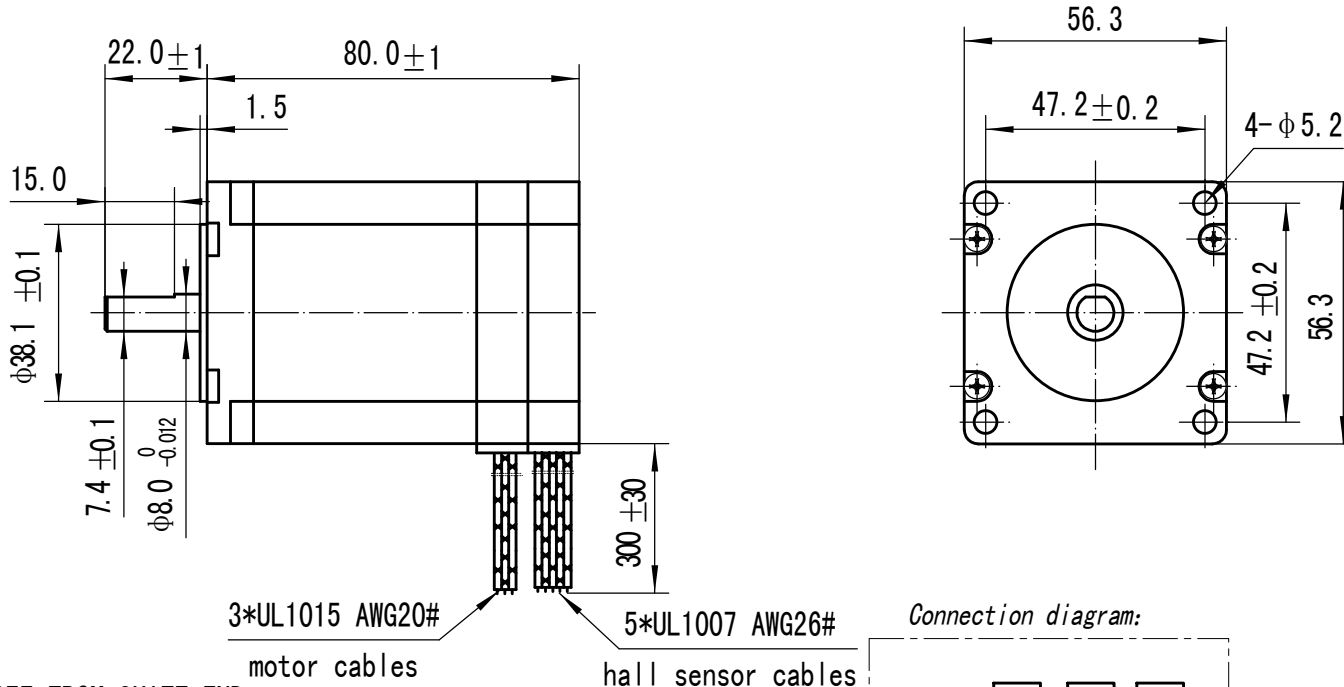


# DIMENSIONS

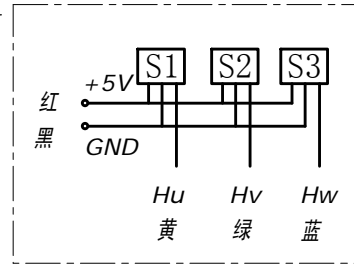


ROTATION: CW SEE FROM SHAFT END

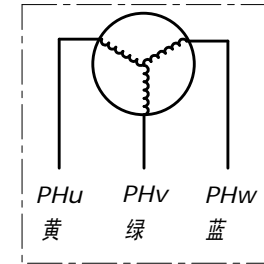
MANUFACTURE MODEL	57BLF02
PHASE	3
PH-PH RESISTANCE	0.37±10% OHMS
NOMINAL VOLTAGE	24 VDC
NO LOAD SPEED	4000±10% RPM
RATED TORQUE	0.4 N.m
RATED SPEED	3000±10% RPM
RATED OUTPUT POWER	125 W
BACK EMF CONSTANT	6.3 V/kRPM
TORQUE CONSTANT	0.066 N.m/A

+5V	RED 红	26 AWG UL1007
HALL U	YELLOW 黄	
HALL V	GREEN 绿	
HALL W	BLUE 蓝	
GND	BLACK 黑	20 AWG UL1015
PHASE U	YELLOW 黄	
PHASE V	GREEN 绿	
PHASE W	BLUE 蓝	

Connection diagram:



Hall sensor cable  
Note: hall sensor power supply voltage +5 to +20 VDC



Wiring cable

旧底图号	
底图总号	
日期	签名

		57BLF02		常州安科特电机有限公司 www.act-motor.com.cn	
更改标记	更改单号	签名	日期	等级标记	重量
	Luther		2014.6.9	A	
设计				1	共 张
审核				技术规格书	
工艺					
标准化					
批准					